

PRODUCT CODE 5426

Tile-on-Tile Application

Asian Paints SmartCare Tile Adhesive for Tile-on-Tile Application is a single component cement based polymer modified adhesive for fixing tiles over tiles on floors and walls in interiors as well as exteriors. The product contains special additives that provide excellent bonding & grabbing properties.



PRODUCT BENEFITS

Specification

Meets the requirements of IS 15477 (Specification for tile adhesive for ceramic and mosaic tiles)

Easy Application

Single component, ready-to-use mixture consisting of cement, sand and special additives

Excellent Adhesion

Excellent adhesion ensuring that removal of old tiles, breakage, debris or dust is done away with

Long pot life

Long pot life and open time for smooth application

No pre-soaking

Needs no pre-soaking and water curing

Water Resistant and Flexibility

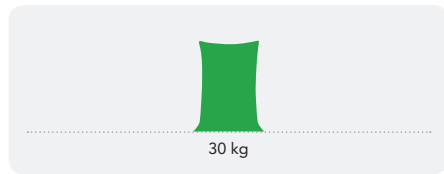
Excellent water resistance. Low shrinkage and greater flexibility for accommodating thermal or physical movements

Ready for use

Trafficable (ready for use) in 24 hours

PRODUCT FEATURES

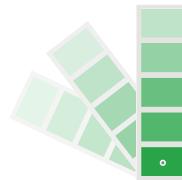
AVAILABLE PACKS



Shelf life: 12 months from the date of manufacture when stored in original packaging under normal dry conditions.

COLOURS AVAILABLE

Grey*



*Please note: SmartCare Tile Adhesive for Tile-on-Tile Application is a Grey coloured free flowing powder.

COVERAGE




The actual coverage however might vary with the type of surface & its flatness. For adequate coverage ensure that the surface is smooth, clean and devoid of any defects or undulations.

RECOMMENDED USAGE



For permanent installation of ceramic, vitrified and porcelain tiles on tiles in interiors as well as exteriors. Can also be used for installation of heavy tiles and natural stones (marble, granite) on tiled horizontal surfaces.



HOW TO APPLY

APPLICATION PROCESS

APPLICATION PROCEDURE

STEP 1 Ensure that the existing tiles are firmly adhering to the substrate with a uniform level and adequate joints.

STEP 2 For any hollow sounding areas, remove the tiles and make up with a polymer modified cement sand mortar.

STEP 3 The tiles should be cleaned with detergent and water first and then rinsed with water to remove any dirt/ laitance etc.

STEP 4 Mix Tile Adhesive into water, until a lump free mortar consistency is achieved. Approx. 7-8 ltr. of water for a 30 Kg bag of tile adhesive.

STEP 5 Spread mixed tile adhesive at thickness 3-6 mm and comb with notched trowel.

APPLICATION PROCEDURE

STEP 6 Do not spread in more than 1 sq. m of area at a time.

STEP 7 Press the tile firmly into position with a slight sliding motion to ensure maximum contact surface.

STEP 8 Leave adequate joints between the tiles using spacers.

STEP 9 Clean off excessive adhesive between the joints and on tiles.

STEP 10 For best results, fill the tile joints with Asian Paints cement based or epoxy based tile grout.

ADDITIONAL INFORMATION

PRECAUTIONS

- > Grouting should not be done for at least 24 hours
- > Do not use for fixing heavy tiles or stones, marble, granite etc on vertical areas

TECHNICAL DETAILS

- a. Form:** Free flowing powder
- b. Color:** Grey
- c. Mix density:** 1.85
- d. Open time:** 10 Minutes @ 30°C, 55% RH
- e. Pot Life:** 3 Hours
- f. Curing time:** 24 Hours
- g. Cleaning tools:** with water immediately after use

SAFETY FEATURES

- > Kindly refer to the MSDS for Asian Paints SmartCare Tile-on-Tile Application which gives detailed information on safety measures while handling the material.
- > Store the bag tightly closed in a cool, dry place
- > Keep out of reach of children and away from eatables.
- > May be harmful if swallowed. In case of ingestion seek immediate medical attention.
- > Wear eye protection during application. In case of contact with eyes, rinse immediately with plenty of water and if required seek medical advice.
- > It is recommended to wear suitable nose pad during surface preparation, mixing, application to avoid dust inhalation.

SPECIFICATIONS

Test Parameter	Minimum Requirement	Tile-on-Tile Application
Shear Adhesion (Dry condition 24 hrs)	4 k N	Exceeds the requirements of IS 15477
Shear Adhesion (Dry condition 14 days)	10 k N	Exceeds the requirements of IS 15477
Shear Adhesion (Heat aging conditions)	5 k N	Exceeds the requirements of IS 15477
Shear Adhesion (Wet conditions)	5 k N	Exceeds the requirements of IS 15477